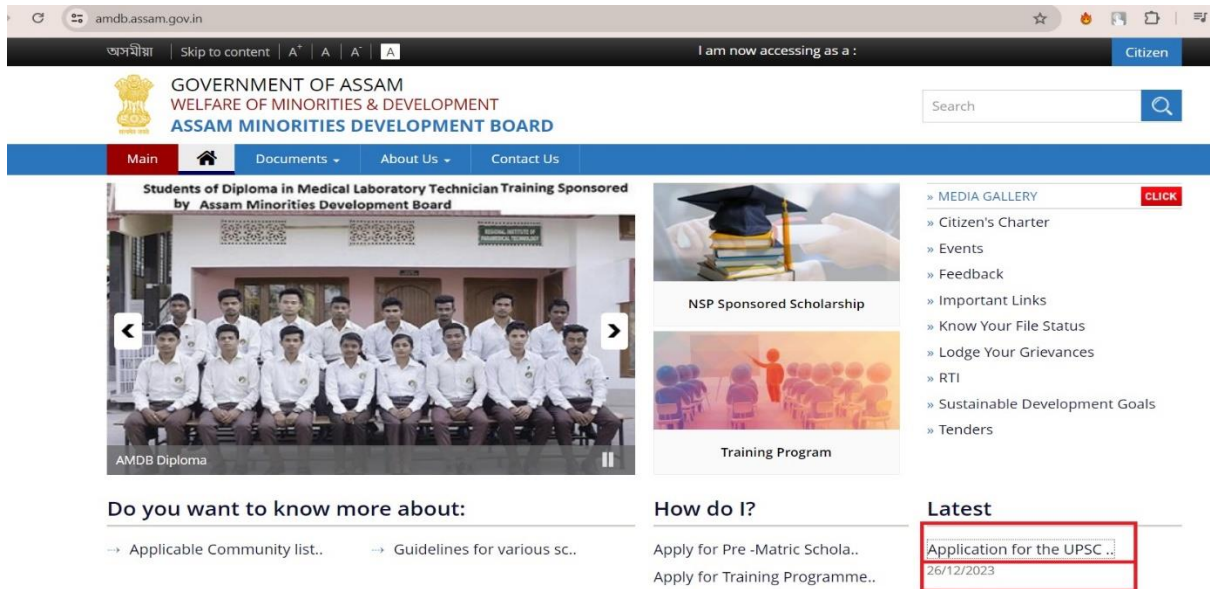


Assam Minorities Development Board - Online Form Fill-up User Manual

Welcome to the Assam Minorities Development Board's online form fill-up process. Follow the steps below to successfully complete the application for the UPSC Course and 4-Scheme Distribution for the year 2023-24.

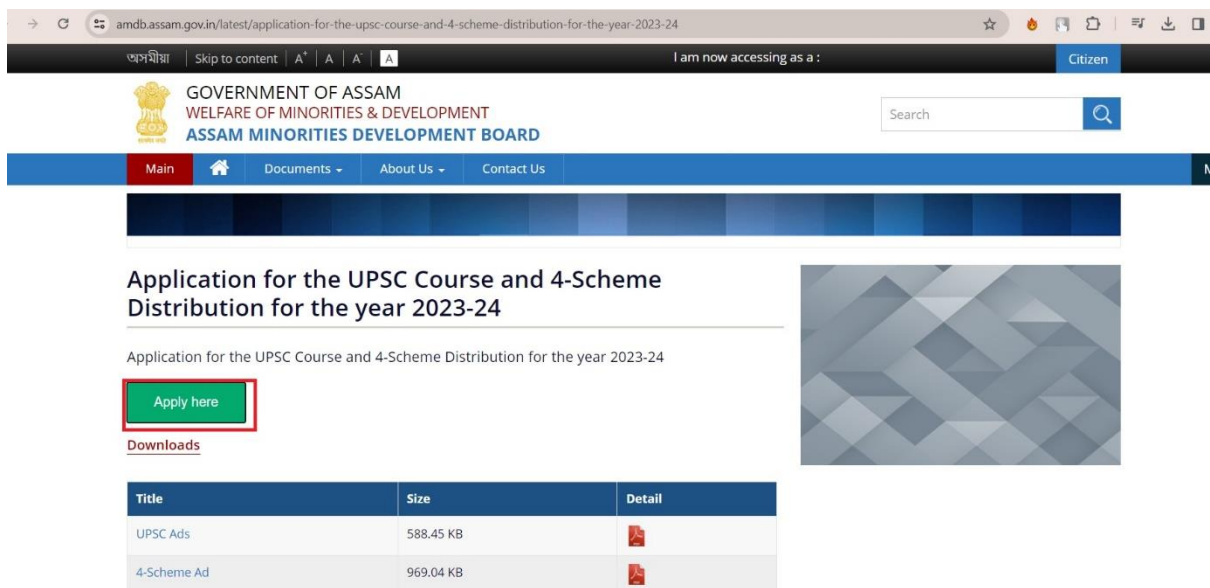
Step 1. Open the Link

Navigate to the official website of the Assam Minorities Development Board. Locate and open the "Application for UPSC.." link, as indicated in the provided image.



Step 2. Click "Apply Here"

On the page, find and click on the "Apply Here" button, clearly marked in the image.



Step 3. Form Fill-up Option

Identify and click on the option for form fill-up, as highlighted in the image.

Home

General Information

- UPSC Ads Notice
- 4 Scheme Ads Notice
- Download Form fillup steps
- Form Reprint

Course wise Form fillup

- SHG Form fillup
- Candidate Form Fillup

Step 4. Select Course/Scheme

From the drop-down menu on the form, choose the desired course/scheme, ensuring it matches the information provided in the image.

assamminority.com/ft_shg.php

Assam Minorities Development Board,
R.G.B. Road, Ganeshguri, Near Sinha Lodge,
Guwahati - 781006,

Home Course Information >> SHG Information >> Bank Information >> Other Information >> Document Upload

1.Course Information

Select the course for which you want to apply

-----Select Course-----

2.SHG Information

SHG Name *Required Enter SHG name	SHG President Name *Required Enter SHG President name	SHG Secretary Name *Required Enter SHG Secretary name
Mobile no (SMS will be sent) *Required Enter 10 digit mobile no	Vill/Town *Required Enter Vill./Town	Post Office *Required Enter Post Office

1.Course Information

Select the course for which you want to apply ***Required**

-----Select Course-----

Select Course

- Coaching for Entrance Exam (UPSC)
- Distribution of Sewing Machine
- Distribution of e-Rickshaw

1.Course Information

Select the course for which you want to apply

-----Select Course-----

-----Select Course-----

Distribution of Fashion Design Machine

Distribution of Automatic Paper Plate Making Machine

2. SHG Information

SHG Name *Required SHG President Name *Required SHG Secretary Name *Required

Step 5. Fill Necessary Fields and Upload Documents

Complete all the required fields in the form. Upload all necessary documents as indicated. Ensure that you provide accurate and up-to-date information.

Step 6. Submit

Once the form is filled and documents are uploaded, locate, and click the "Submit" button, as marked in the image.

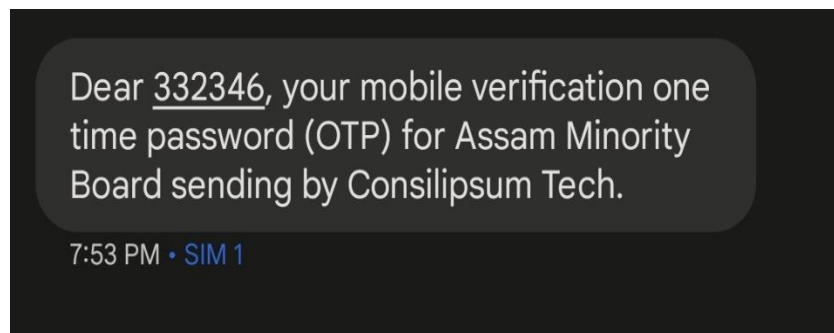
5.Document Upload

Candidate Photo (JPG only max 100KB) Choose File photos.jpg	Candidate Signature (JPG only max 100KB) Choose File photos.jpg	Identity Proof (Voter ID / AADHAAR / PAN / Any other Document) (JPG only max 500KB) Choose File photos.jpg
Address Proof (AADHAAR) (JPG only max 500KB) Choose File photos.jpg	Qualification Proof of HSLC (Marksheet) (JPG only max 500KB) Choose File photos.jpg	Qualification Proof of HSSLC (Marksheet) (JPG only max 500KB) Choose File photos.jpg
Qualification Proof of Graduation (Marksheet) (JPG only max 500KB) Choose File photos.jpg	Community Certificate of religion (except Muslims) (JPG only max 500KB) Choose File photos.jpg	BPL Certificate (JPG only max 500KB) Choose File photos.jpg
Caste Certificate (JPG only max 500KB) Choose File photos.jpg	Income Certificate issued from Competent Authority (JPG only max 500KB) Choose File photos.jpg	Age Proof (Admit Card of HSLC) (JPG only max 500KB) Choose File photos.jpg

Submit

Step 7. Verify Mobile Number with OTP

After submission, a 6-digit OTP will be sent to your registered mobile number. Enter this OTP in the designated field on the page, as shown in the image. Click "Verify" to confirm.



Documents

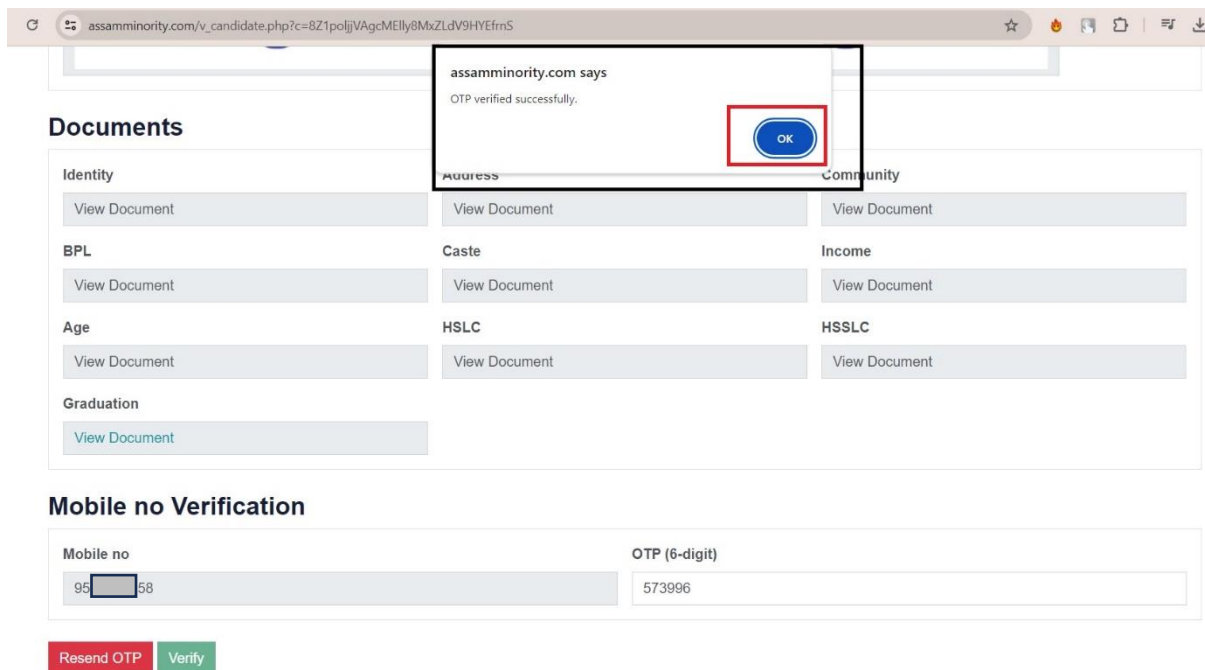
Identity View Document	Address View Document	Community View Document
BPL View Document	Caste View Document	Income View Document
Age View Document	HSLC View Document	HSSLC View Document
Graduation View Document		

Mobile no Verification

Mobile no 951 58	OTP (6-digit) 573996
Resend OTP	Verify

Step 8. Confirmation Popup

Upon successful verification, a confirmation popup will appear. Click "OK" to proceed.



The screenshot shows a browser window with the URL `assamminority.com/v_candidate.php?c=8Z1poljVAgcMElly6MxZLdV9HYEfrn5`. A confirmation popup is displayed over the 'Mobile no Verification' form. The popup contains the text 'assamminority.com says' and 'OTP verified successfully.' with an 'OK' button highlighted by a red box. The background form shows the 'Mobile no' field with '951 58' and the 'OTP (6-digit)' field with '573996'. Below the form are 'Resend OTP' and 'Verify' buttons.

Documents	Mobile no Verification
Identity View Document	Mobile no 951 58
Address View Document	OTP (6-digit) 573996
Community View Document	Resend OTP
BPL View Document	Verify
Caste View Document	
Income View Document	
Age View Document	
HSLC View Document	
HSSLC View Document	
Graduation View Document	

Step 9. Download/Print Application

Following the confirmation, download and/or print the submitted application for your future reference. Additionally, you will receive an SMS on your registered mobile number with your application number.

To,
The Director,
Assam Minorities Development Board,
R.G.B. Road, Ganeshguri, Near Sinha Lodge,
Guwahati, 781006



Application No: 2023/CEEU/10000004

Application for the COACHING FOR ENTRANCE EXAM (UPSC) course

- | | | |
|--|---|---------------------------|
| 1. Name in Full (Block Letter) | : | TESTING_NAME |
| 2. Sex | : | Male |
| 3. Father's / Guardian Name and Address | : | Testing_father |
| | | Vill/ Town : Test_vill |
| | | P.O.: Test_post |
| | | P.S.: Test_police |
| | | Block: GUIJAN |
| | | Dist.: TINSUKIA |
| | | State: ASSAM |
| | | PIN: 123456 |
| | | Mobile No.: <u>89 37</u> |
| | | AADHAAR No.: 123412341234 |
| 4. Educational Qualification | : | Graduation |
| (i) HS Graduation Percentage | : | 30% |
| 5. Other Qualification | : | NA |
| 6. Caste | : | GENERAL (UR) |
| 6. Community | : | BUDDHIST |
| 6. Religion | : | test_rel |
| 7. Age on 1 st January, 2024 | : | 24 years |
| 8. Family Annual Income | : | 20,000.00 |
| 9. Whether any training received for this office by your family member | : | NA |
| Description | : | |
| 10. MCB | : | NO |

The details uploaded above are true and no false information here has been submitted.

Date : 26/12/2023

Place : GUIJAN

Your Application is successfully submitted.
Your Application No is 2023/CEEU/
10000004 for minority board online
application. Sending from Consilipsum
Tech.

7:54 PM • SIM 1

Step 10. Reprint Application

In case you forget or lose your application, you can reprint it by entering your application number and the registered mobile number on the designated page.

Information Verification

Kindly provide your application no and mobile no for reprint the form. No mobile verification will be needed.

Application no	Mobile no
<input type="text" value="Enter application no"/>	<input type="text" value="Enter 10 digit mobile no"/>

Reprint

Congratulations! You have successfully completed the online form fill-up process for the Assam Minorities Development Board's Application for the UPSC Course and 4-Scheme Distribution for the year 2023-24. If you encounter any issues or have questions, refer to the provided image or contact the support team for assistance.